

CONCRETE FLOOR HARDNER

CHICHIBU COLORCONcrete

Strong, Beautiful, Hardwearing Color Flooring
(All Colors Using Inorganic Pigments)

NON METALLIC

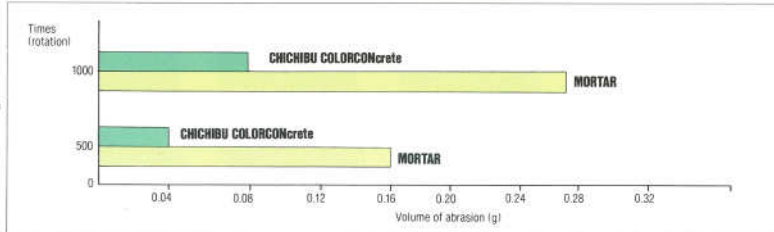
TESTING DATA

1. **Testing Objects** : COLORCONcrete and normal type of mortar
2. **Testing Method**

COLORCON and normal type of mortar were cast to form a size of 100 x 100 x 10 mm respectively, and were left to stand in a curing room at temperature of 20°C±1°C degree and a humidity of 80±3%. After 24 hours they were released from frame, cured for further 27 days, and were left to stand again for 24 hours in a testing room at a temperature of 20°C±2°C degree and a humidity of 60±5%. Then with a tapered abrasion tester applying a abrasion ring CS17, they were tested for wear resistance at a load of 500 g for 500 and 1000 rotations respectively, with result of abrasion masses.

3. **Result of Abrasion Test**

ITEM	NORMAL MORTAR			COLORCONcrete		
	NO. 1	NO. 2	NO. 3	NO. 1	NO. 2	NO. 3
MASS BEFORE TEST (Wog)	232.46	232.62	232.52	251.53	251.53	251.47
MASS AFTER 500 ROTATIONS (W _g)	232.31	232.46	232.35	251.48	251.48	251.43
MASS AFTER 1000 ROTATIONS (W _g)	232.19	232.33	232.24	251.45	251.45	251.40
Wog-W1g	0.15	0.16	0.17	0.05	0.05	0.04
Wog-W2g	0.27	0.29	0.28	0.08	0.08	0.07
AVERAGE (g)	0.28			0.07		
WEAR RATIO (%)	100			25.0		
REMARKS	MORTAR COMPOUNDED c/s = 1/3 W/c = 60%			USED VOLUME OF COLORCON 2 kg/m ²		



AGENCY

 **CHICHIBU CONCRETE INDUSTRY CO., LTD.**
28-23, Hongo 1-Chome, Bunkyo-ku, Tokyo, Japan
Phone: Tokyo, (03) 3816-5951




CONCRETE FLOOR HARDNER

CHICHIBU COLORCONcrete

NON METALLIC

Strong, Beautiful, Hardwearing Color Flooring
(All Colors Using Inorganic Pigments)



 **CHICHIBU CONCRETE INDUSTRY CO., LTD.**

CONCRETE FLOOR HARDENER

CHICHIBU COLORCONcrete



Strong, Beautiful, Hardwearing Color Flooring

FEATURES

1. Excellent Hardwearing Properties

CHICHIBU COLORCONcrete has a newly adopted rigid aggregate compounded in the color cement at an ideal distribution of particle size, so that an excellent hardwearing property is ensured.

2. Strong Resistance to Water and Oils

COLORCONcrete forms a high-density finish of floor surface, where a long life is ensured by cutting oil and water permeability.

3. Beautiful Finish

COLORCONcrete is made of special color cement which forms a beautiful floor with excellent resistance to weathering and with a polish-look increasing by passage of time and use.

4. No Peeling

COLORCONcrete is applied for finish by trowelling on the green concrete or mortar, so they can be integrated together without fear of peeling off.

5. Excellent Workability

Thanks to its excellent whitewash finish, COLORCONcrete ensures an easy application with smooth trowel work.

6. No Dust Retention

COLORCONcrete floor is extremely rigid and dense on the surface which allows no dust being retained.

7. As COLORCONcrete is applied consecutively with casting of concrete, working time can be shortened. Furthermore, its cost is the lowest amongst similar products, so that low cost is warranted by COLORCONcrete, along with its other properties.

USES

Concrete Floors for Factory, Warehouse, Office, Shop, School, Restaurant, Car Park, Pavement etc.

APPLICATION

1 Backing Adjustment

When the backing becomes semi-tight, press the surface flat by trowelling it in the same direction with a steel trowel.



2 Dry Mixing

Before disseminating COLORCONcrete, take it out of the bag and pour into mortar basin, regain the balanced condition between the powder and the aggregate by dry-mixing.

3 First Dissemination

Disseminate COLORCONcrete equally on the backing surface through a 2 to 3 m/m mesh screen. Normal quantity for use is 2 kg/m², 10m²/bag



4 Press with Wooden Trowel

After the first dissemination, when COLORCONcrete has deepened color by absorbing water from the backing, press it by trowelling with a wooden trowel.



5 2nd Dissemination

The second dissemination shall be performed to compensate for thinly spread areas of COLORCONcrete after the first performance, and press it with a steel trowel.

Note 1: The wooden trowel shall be used only at the first pressing. For the second and further pressing, a rectangular metal trowel shall be used.

6 Press for Finish

For the finish, trowelling shall be performed in one direction only, by pressing the surface a few times for the start. Then, normally 2 or 3 hours later, to flatten the unevenness or waves of trowelling, a finish trowelling shall be performed.



Note 2: In case of direct application of concrete to a specially wide area, use of a trowel machine will largely improve working efficiency, and ensure a good surface finish at the same time. Trowel machine may be used with a same blade all through the backing adjustment until the final process just before finish.

Special Note - Application to Vertical Surface

When applying COLORCONcrete to such vertical surfaces as riser of baseboard of stairs, knead it with water, and trowel it on damp-dry backing. If the backing is dry, coat the surface with 3-times dilute solution of Chichibu Ace Bond first, and knead COLORCONcrete with Chichibu Ace Bond or 5 to 7-times dilute solution of Chichibu C2 Bond, then for application.

CURING

1. Hardened floor after the finish process shall be cured under cover of materials such as waterproof sheet for about 48 hours until it becomes hard enough. This may in some cases generate efflorescence or color shading.
2. The area shall not be opened until for 3 days for light pedestrians and 3 weeks for heavy traffics.

COLORCONcrete is a blended finish material of concrete mortar for floor-reinforcement and decoration, with main components of color cement and a newly compounded hardwearing ultrarigid aggregate.

MAINTENANCE

1. If efflorescence or color shading should occur on the COLORCONcrete floor, special specification will be required. However, the problem will be solved in the meantime as such efflorescence will in most cases be removed with use.
2. By collecting dust occasionally with a vacuum cleaner, and by wiping frequently with a mop, COLORCONcrete floor will develop a polish-look with use.


PACKING

In 20 kg (10 m²) bag

NOTES

1. Standard Coverage: 2 kg/m² (10m²/20kg bag)
Except 1) 2.5~3.0kg/m² to be required for mixture of specially designated colors.
2) For non-slip finishing surface, disseminate COLORCON over the concrete surface, and after pressing down with a steel trowel, finish the face with a brush or roller. In this case, 2.5~3.5 kg/m² to be required.
3) In applications requiring more anti-wearing strength, especially for heavier transportation, a method may apply with coverage specification of 3.0~3.5kg/m².
 2. For further details, please contact us or our agent.
- ※ CHICHIBU COLORCONcrete provides the foregoing excellent anti-wearing feature with coverage of 2 kg/m².

COLOR SAMPLES (Inorganic pigments are used for all colors.)



* Actual colors maybe somewhat different from these samples which are printed.



▲ Tiger Balm Garden (Singapore)



◀ Texture Mold Finish

▼ Hanger

